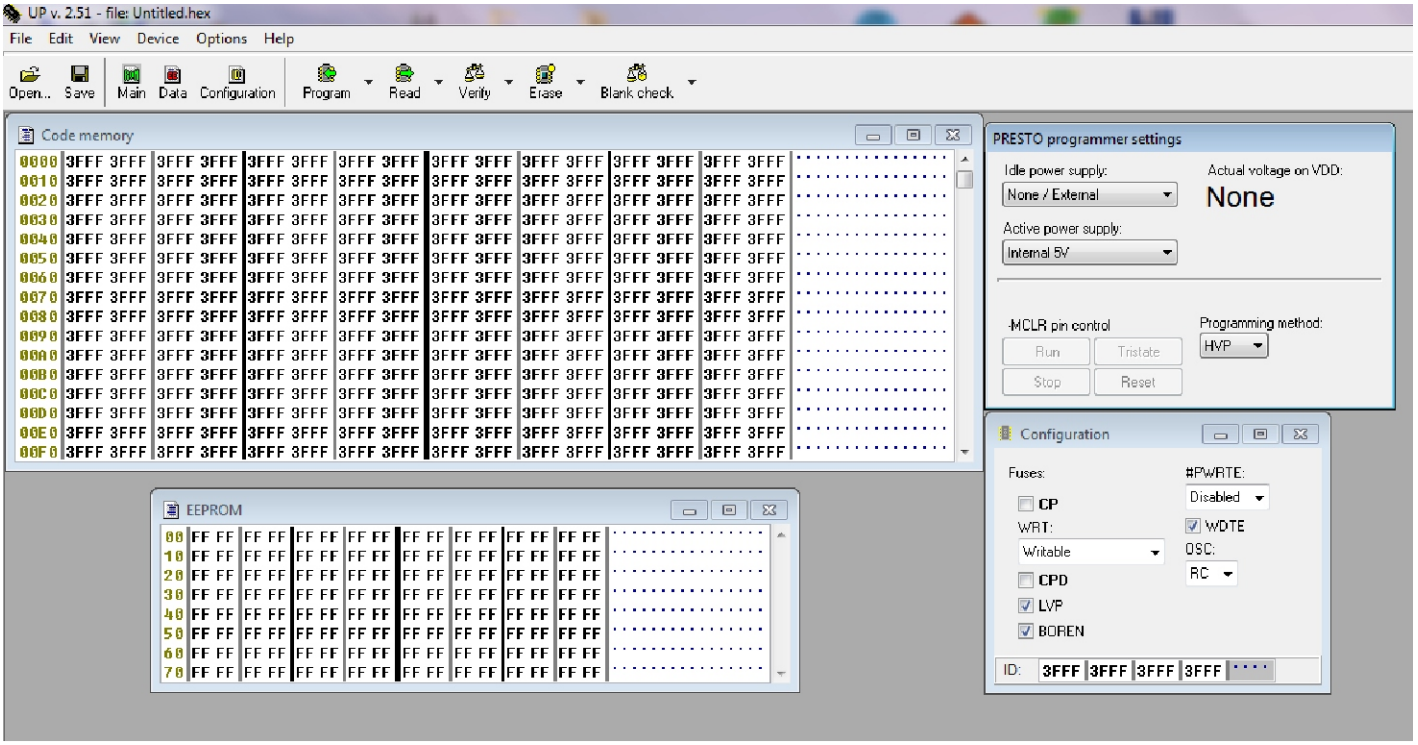
UP v. 2.51 - file: Untitled.hex
File Edit View Device Options Help
Open... Save Main Data Configuration Program Read Verify Erase Blank check
Code memory
PRESTO programmer settings
Idle power supply:
None / External
Actual voltage on VDD:
None
Active power supply:
Internal 5V
-MCLR pin control
Run
Tristate
Stop
Reset
Programming method:
HVP
EEPROM
Configuration
Fuses:
CP
WRT:
Writable
CPD
LVP
BOREN
#PWRTE:
Disabled
WDTE
OSC:
RC
ID:

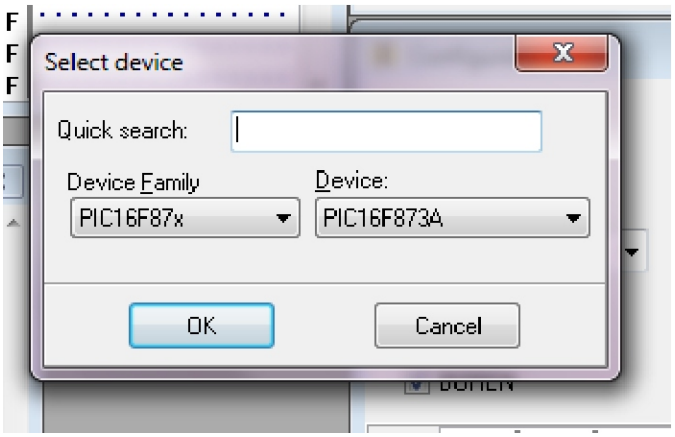
Select device
Quick search:
Device Family
PIC16F87x
Device:
PIC16F873A
OK
Cancel

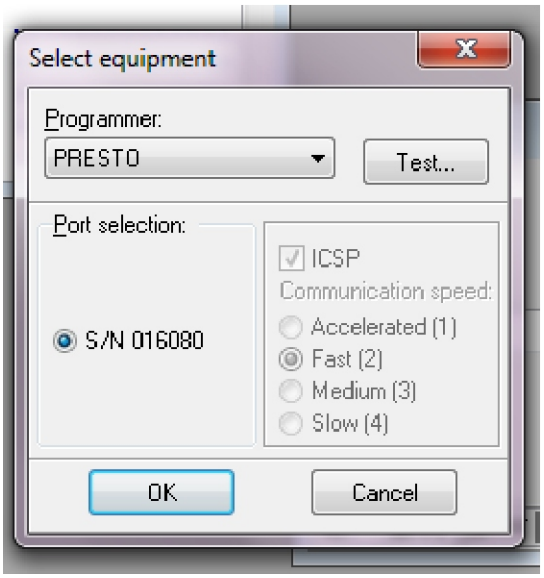
Select equipment
Programmer:
PRESTO
Test...
Port selection:
S/N 016080
ICSP
Communication speed:
Accelerated (1)
Fast (2)
Medium (3)
Slow (4)
OK
Cancel

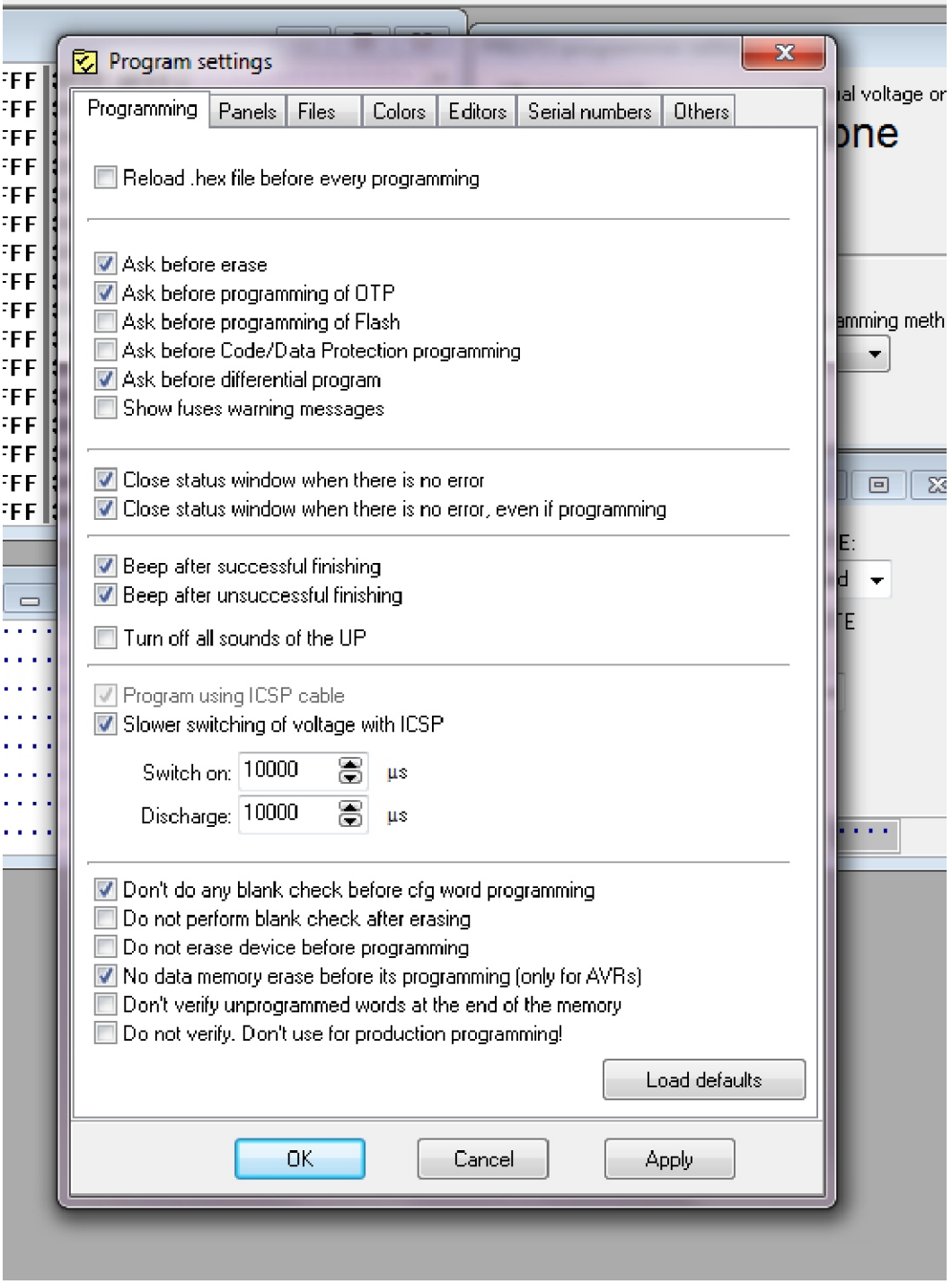
Program settings
Programming
Panels
Files
Colors
Editors
Serial numbers
Others
Reload .hex file before every programming
Ask before erase
Ask before programming of OTP
Ask before programming of Flash
Ask before Code/Data Protection programming
Ask before differential program
Show fuses warning messages
Close status window when there is no error
Close status window when there is no error, even if programming
Beep after successful finishing
Beep after unsuccessful finishing
Turn off all sounds of the UP
Program using ICSP cable
Slower switching of voltage with ICSP
Switch on: 10000 µs
Discharge: 10000 µs
Don't do any blank check before cfg word programming
Do not perform blank check after erasing
Do not erase device before programming
No data memory erase before its programming (only for AVRs)
Don't verify unprogrammed words at the end of the memory
Do not verify. Don't use for production programming!
Load defaults
OK
Cancel
Apply

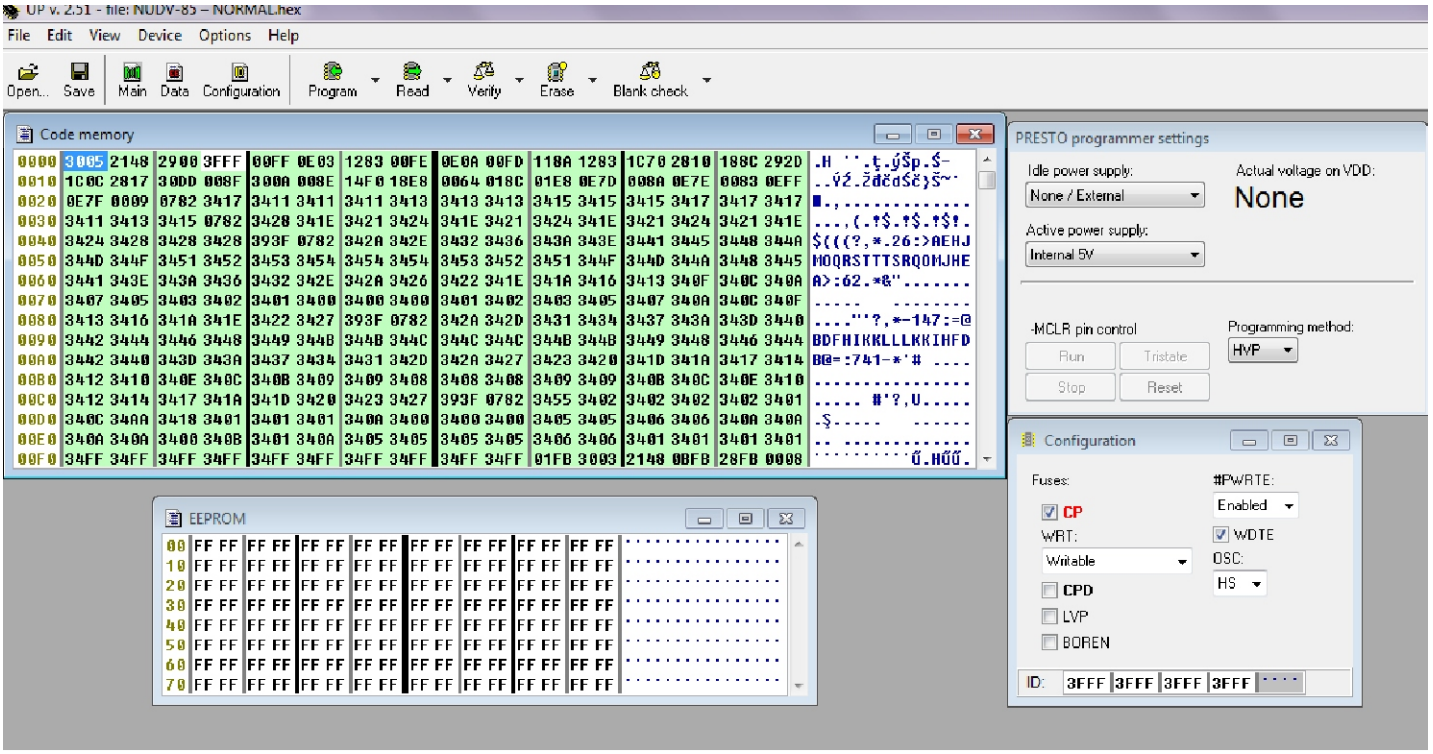
File Edit View Device Options Help
Open... Save Main Data Configuration Program Read Verify Erase Blank check
Code memory
EEPROM
PRESTO programmer settings
Idle power supply:
None / External
Actual voltage on VDD:
None
Active power supply:
Internal 5V
-MCLR pin control
Run
Tristate
Stop
Reset
Programming method:
HVP
Configuration
Fuses:
CP
WRT:
Writable
CPD
LVP
BOREN
#PWRTE:
Enabled
WDTE
OSC:
HS
ID:
3FFF 3FFF 3FFF 3FFF

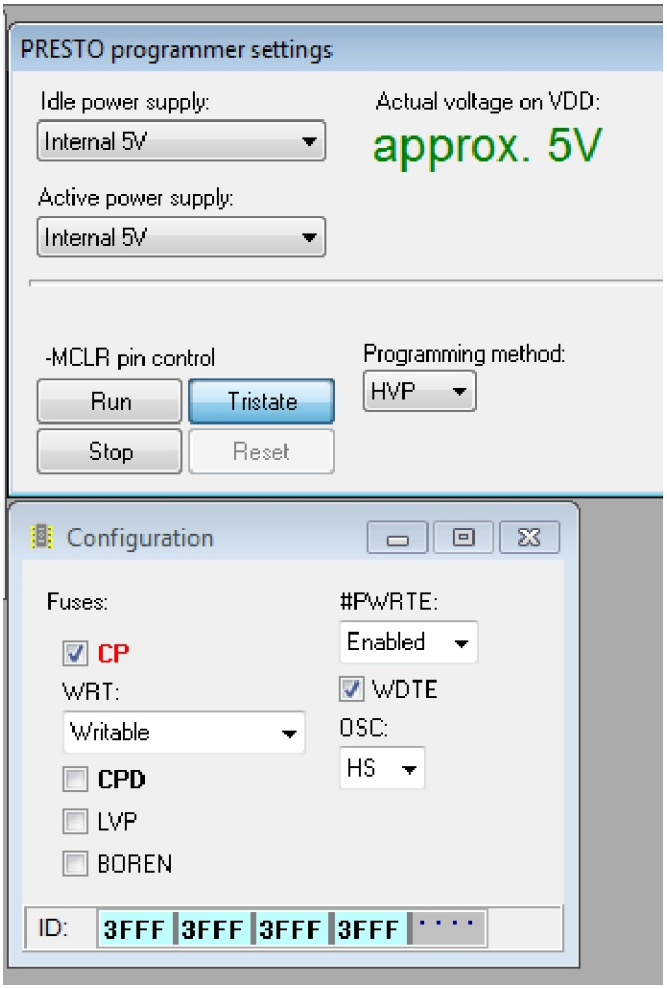
PRESTO programmer settings
Idle power supply:
Internal 5V
Actual voltage on VDD:
approx. 5V
Active power supply:
Internal 5V
-MCLR pin control
Run
Tristate
Stop
Reset
Programming method:
HVP
Configuration
Fuses:
CP
WRT:
Writable
CPD
LVP
BOREN
#PWRTE:
Enabled
WDTE
OSC:
HS
ID:
3FFF 3FFF 3FFF 3FFF


MIC
EXPANSION
PRG
PC

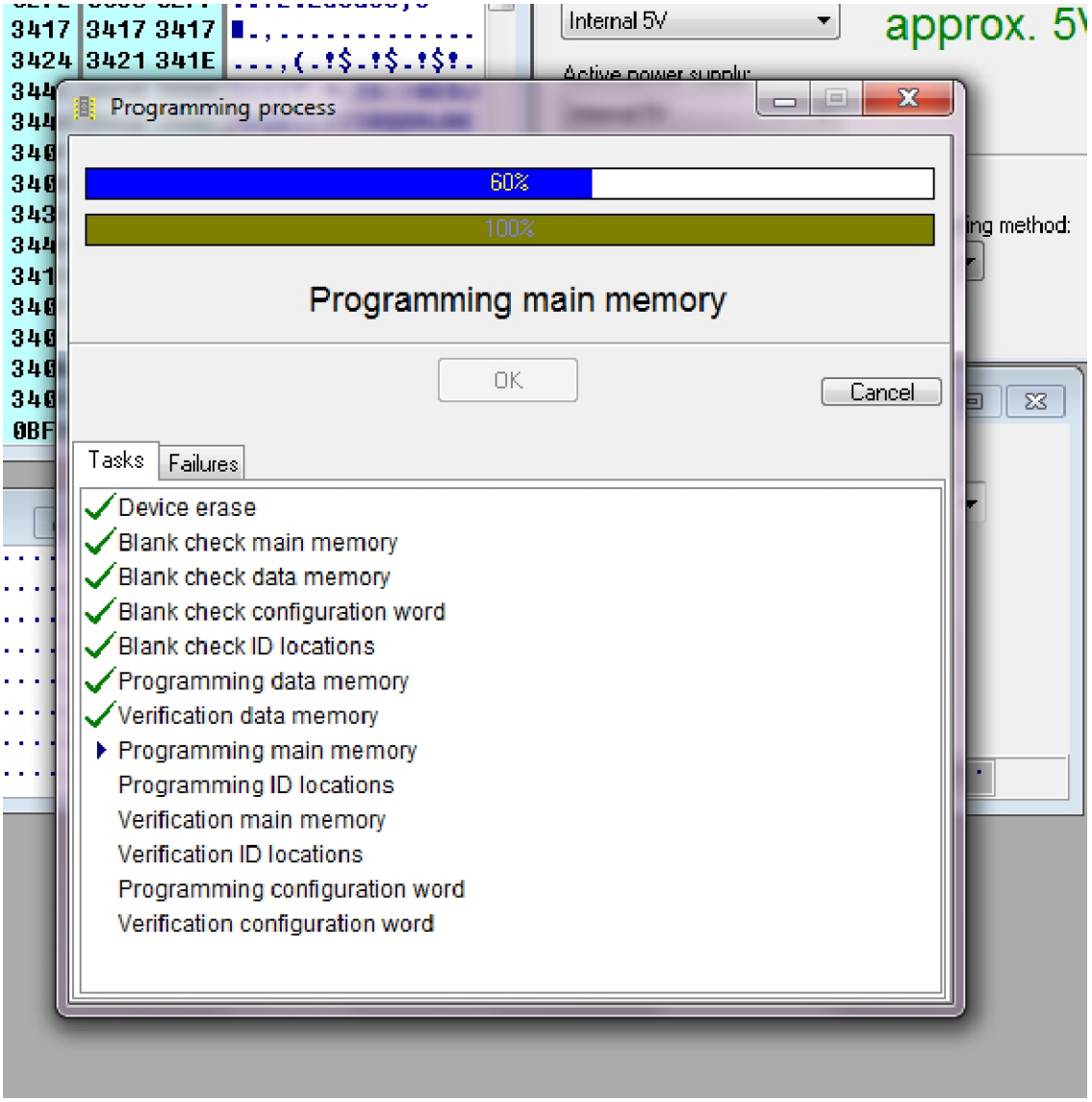
Internal 5V
approx. 5V
Programming process
60%
100%
Programming main memory
OK
Cancel
Tasks
Failures
Device erase
Blank check main memory
Blank check data memory
Blank check configuration word
Blank check ID locations
Programming data memory
Verification data memory
Programming main memory
Programming ID locations
Verification main memory
Verification ID locations
Programming configuration word
Verification configuration word